










12 POINT CHECKLIST FOR ORDERING A MODULAR BARN

1. Choose barn style:   
[Low Profile](#) [High Profile](#) [Monitor](#)
2. Overhead (loft) storage and/or ground level storage. [Read more here...](#)
3. Number (and size) of stalls. [Get the right size...](#)
4. Stall door style:     [See photos here...](#)
5. Size of center aisle: 10' or 12' is most common.
(14' & 16' are also available for an extra charge)
6. [Overhang / Lean to](#): 6', 8', 10' and 12' available.
7. Upgrade stall windows to Dutch doors for outside access?
8. Extra windows needed?
9. Tack / feed room or wash stall? Size?
10. [Siding](#): Pine Board & Batten – unfinished *(stain available for an extra charge)*
Duratemp – paint or stain included in barn price.
11. Roofing: 3-tab asphalt shingle (standard), architectural or metal.
12. [Set prep](#) / barn layout. Ask us for a custom floor plan showing footer placement.